
THE
PERKIN'S VILLE
ZOO
LION CUB
TIMES TABLE


Hector Macdoo
from Perkin's Ville Zoo,
in a meeting with his boss
by the stable he asked him
to count the animals in the zoo,
so Hector thought he'd use
his clever times tables –
pick up your work books
and follow me into the zoo
and help me count!
Hector
TIMES TABLES
2 × 3 =
6 × 7 =
× 4 =
7 × 8 =
× 5 =
8 × 9 =
5 × 6 =
9 × 10 =
10 × 12 =
kindness counts
UK

# One Times Table

| | |
|---|---|
| 1 × 1 = | 1 |
| 1 × 2 = | 2 |
| 1 × 3 = | 3 |
| 1 × 4 = | 4 |
| 1 × 5 = | 5 |
| 1 × 6 = | 6 |
| 1 × 7 = | 7 |
| 1 × 8 = | 8 |
| 1 × 9 = | 9 |
| 1 × 10 = | 10 |
| 1 × 11 = | 11 |
| 1 × 12 = | 12 |







Get out your work books.
Draw a big circle (as a lake).
Read the times table out loud and as you do add one dot for each sum to your lake.

# Two Times Table

$2 \times 1 = 2$
$2 \times 2 = 4$
$2 \times 3 = 6$
$2 \times 4 = 8$
$2 \times 5 = 10$
$2 \times 6 = 12$
$2 \times 7 = 14$
$2 \times 8 = 16$
$2 \times 9 = 18$
$2 \times 10 = 20$
$2 \times 11 = 22$
$2 \times 12 = 24$







Get out your work books.
Draw 2 rectangles to look like sets of long grasses.
Read the times table out loud and for each sum add a big dot to each set of grasses
(as if the kangaroos are hiding in them).

# Three Times Table

## Three is for the Chimpanzee!

$3 \times 1 = 3$
$3 \times 2 = 6$
$3 \times 3 = 9$
$3 \times 4 = 12$
$3 \times 5 = 15$
$3 \times 6 = 18$
$3 \times 7 = 21$
$3 \times 8 = 24$
$3 \times 9 = 27$
$3 \times 10 = 30$
$3 \times 11 = 33$
$3 \times 12 = 36$

Now count your dots,
one by one,
And see how much
you've learned
and done!
Add them together
and you will see,
The answer to each
sum, as easy as
can be!

### Get your workbook out!

1. Draw three trees in your workbook.
2. Read the 3 times table out loud.
3. Each time, add a dot to each tree.



# Four Times Table

## Number four is for the Macaw!

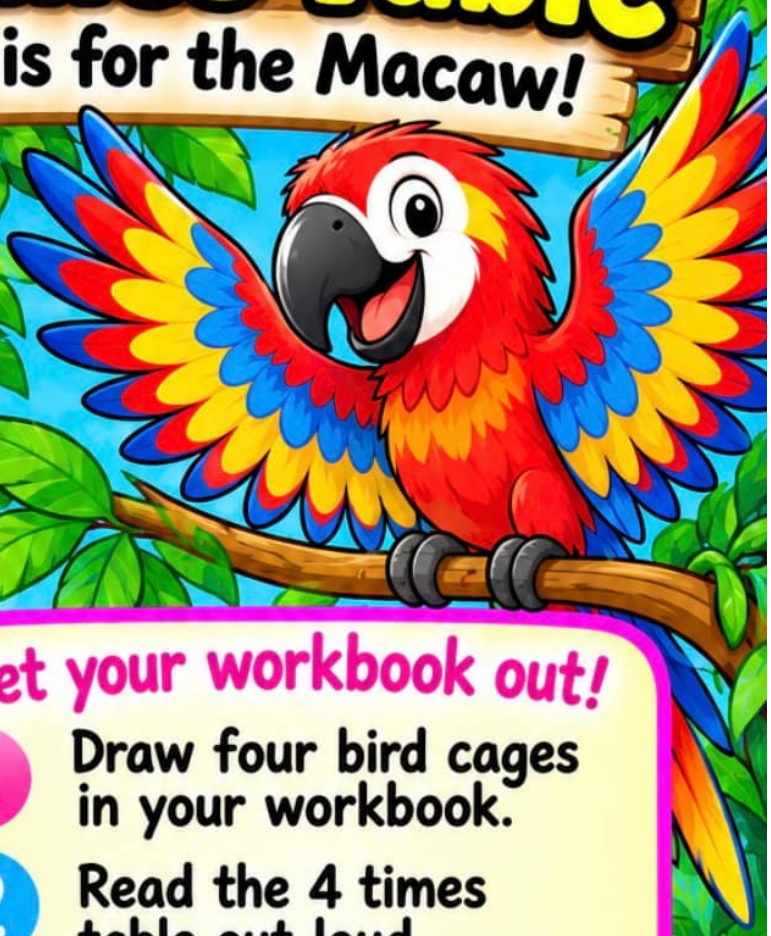

| | |
|---|---|
| 4 × 1 | = 4 |
| 4 × 2 | = 8 |
| 4 × 3 | = 12 |
| 4 × 4 | = 16 |
| 4 × 5 | = 20 |
| 4 × 6 | = 24 |
| 4 × 7 | = 28 |
| 4 × 8 | = 32 |
| 4 × 9 | = 36 |
| 4 × 10 | = 40 |
| 4 × 11 | = 44 |
| 4 × 12 | = 48 |

### Get your workbook out!

1. Draw four bird cages in your workbook.
2. Read the 4 times table out loud.
3. After each sum, put a dot in each cage.

Now count your dots, one by one,
And see how much you've learned and done!
Add them together and you will see,
The answer to each sum,
as easy as can be!



# 5 Times Table



Draw 5 circles in your workbook.

Speak the times table out loud and add another dot for each pool each time another one jumps in.

**The penguin jumps in!**

## The 5 Times Table

$5 \times 1 = 5$
$5 \times 2 = 10$
$5 \times 3 = 15$
$5 \times 4 = 20$
$5 \times 5 = 25$
$5 \times 6 = 30$
$5 \times 7 = 35$
$5 \times 8 = 40$
$5 \times 9 = 45$
$5 \times 10 = 50$
$5 \times 11 = 55$
$5 \times 12 = 60$




1. $5 \times 1 = 5$



1 pool = 5

2. $5 \times 2 = 10$



2 pools = 10

3. $5 \times 3 = 15$



3 pools = 15

4. $5 \times 4 = 20$



4 pools = 20

5. $5 \times 5 = 25$



5 pools = 25

Now count your dots, one by one,
And see how much you've learned and done!
Add them together and you will see,
The answer to each sum, as easy as can be! ⭐

# The Flamingo Chicks
## 6 nests



### The 6 Times Table

1 × 6 = 6
2 × 6 = 12
3 × 6 = 18
4 × 6 = 24
5 × 6 = 30
6 × 6 = 36
7 × 6 = 42
8 × 6 = 48
9 × 6 = 54
10 × 6 = 60
11 × 6 = 66
12 × 6 = 72

Six little flamingo chicks
in six nests so fine,
let's count by 6's,
make it yours and mine!
Speak the times table out loud,
then add a dot to each nest,
1, 2, 3, 4, 5, 6 –
that's how many chicks, my friend!

**Draw 6 circles for the 6 nests**
**and add a dot to each one as you count.**



"Now count your dots, one by one,
And see how much you've learned and done!
Add them together and you will see,
The answer to each sum, as easy as can be!"

# The Petting Zoo with Goat Kevin




Kindness Counts UK
Be kind not unkind

In the petting zoo area,
with a goat named Kevin,
there are goats, sheep, pigs,
rabbits and alpaca in the paddocks.

Speak the times table out loud,
then add a dot to each paddock,
that's how many animals, my friend!

## The 7 Times Table

1 × 7 = 7
2 × 7 = 14
3 × 7 = 21
4 × 7 = 28
5 × 7 = 35
6 × 7 = 42
7 × 7 = 49
8 × 7 = 56
9 × 7 = 63
10 × 7 = 70
11 × 7 = 77
12 × 7 = 84

Draw 7 rectangles for the paddocks
and add a dot to each one as you count.




Lots of lovely animals at the petting zoo!

Now count your dots, one by one,
And see how much you've learned and done!
Add them together and you will see,
The answer to each sum, as easy as can be!

# The Ape House with the Primate

**Ape House**
Gibbons ♥ Gorillas
Orangutans ♥ Chimps

## The 8 Times Table

1 × 8 = 8
2 × 8 = 16
3 × 8 = 24
4 × 8 = 32
5 × 8 = 40
6 × 8 = 48
7 × 8 = 56
8 × 8 = 64
9 × 8 = 72
10 × 8 = 80
11 × 8 = 88
12 × 8 = 96

In the ape house for the primate,
we've got gibbons, gorillas,
orangutans and chimps.
Speak the times table out loud,
then add a dot to each square,
that's how many primates, my friend!

**Draw 8 ape house squares for the 8 sums and add a dot to each one as you count.**




♥ Be kind not unkind ♥

Now count your dots, one by one,
And see how much you've learned and done!
Add them together and you will see,
The answer to each sum, as easy as can be! ⭐

# 9 Times Table
## The Safari Line!




### The 9 Times Table

Read aloud from top to bottom!

1 × 9 = 9
2 × 9 = 18
3 × 9 = 27
4 × 9 = 36
5 × 9 = 45
6 × 9 = 54
7 × 9 = 63
8 × 9 = 72
9 × 9 = 81
10 × 9 = 90
11 × 9 = 99
12 × 9 = 108

**Get your workbooks out, draw 9 cages and a safari animal enter one at a time!**

Giraffes, lions, tigers too, zebras, rhinos, hippos waiting for you!

Read the nine times table out loud, one sum at a time, and put a dot in each cage every time!




























Nine cages,
lots of dots,
safari animals
and super sums!

Now count your dots, one by one,
And see how much you've learned and done!
Add them together and you will see,
The answer to each sum, as easy as can be!

# The Reptile Area

## Ten Times Table




Get your work books out!
Draw 10 reptile cages
or as you speak the 10 times
table out loud add one dot
to each cage.

$10 \times 1 = 10$
$10 \times 2 = 20$
$10 \times 3 = 30$
$10 \times 4 = 40$
$10 \times 5 = 50$
$10 \times 6 = 60$
$10 \times 7 = 70$
$10 \times 8 = 80$
$10 \times 9 = 90$
$10 \times 10 = 100$




Be kind
not unkind
♥

Now count your dots, one by one,
And see how much you've learned and done!
Add them together and you will see,
The answer to each sum, as easy as can be!

# The Butterfly House

with a new species called

# Gypsy Heaven

## We learn the Eleven Times Tables

Gypsy Heaven

Kindness Counts ♥

$11 \times 1 = 11$
$11 \times 2 = 22$
$11 \times 3 = 33$
$11 \times 4 = 44$
$11 \times 5 = 55$
$11 \times 6 = 66$
$11 \times 7 = 77$
$11 \times 8 = 88$
$11 \times 9 = 99$
$11 \times 10 = 110$
$11 \times 11 = 121$
$11 \times 12 = 132$

Get your workbooks out!
Draw 11 trees where the butterflies live and as you speak the eleven times table put a dot on each tree.




Be kind not unkind ♥

Now count your dots, one by one,
And see how much you've learned and done!
Add them together and you will see,
The answer to each sum, as easy as can be! ★


Seahorses
Stingrays
Jellyfish
Starfish
Eels
Sharks
Hector takes us to the
AQUARIUMS
to learn the twelve times tables
where an octopus called Melv lives!
Hector
Kindness Counts UK
MELV
Now get out your workbooks and draw 12 aquarium tanks.
Read the twelve times table out loud and add a dot to each aquarium for every sum.
The 12 Times Table
1 × 12 = 12
2 × 12 = 24
3 × 12 = 36
4 × 12 = 48
5 × 12 = 60
6 × 12 = 72
7 × 12 = 84
8 × 12 = 96
9 × 12 = 108
10 × 12 = 120
11 × 12 = 132
12 × 12 = 144
1
2
3
4
5
6
7
8
9
10
11
12
Now count your dots, one by one,
And see how much you've learned and done!
Add them together and you will see,
The answer to each sum, as easy as can be!